



HELIUM/NITROGEN BOOSTER SYSTEMS

Our Helium/Nitrogen Gas Booster Systems are built around an 8" Haskel air-driven gas booster compressor with capabilities of delivering high pressures and high gas flows for optimal completion tasks.

These systems are designed to compress helium or nitrogen gas from gas cylinder supply at 200 barg (2900 psi), decreasing to 10 barg (145 psi) and boosting up to 1,000 bar (14,500 psi) depending on the model.

Haskel offers three standard models, each differing in performance and maximum pressure capabilities.



Model J23284
Approx. Weight 96 kgs.

Shown here with booster models 8AGT-14/30, 8AGT-30/60 and 8AGT-60/150. Also available with any of the 8" and 5.3/4" Haskel gas boosters to meet customer transfer and pressure requirements.

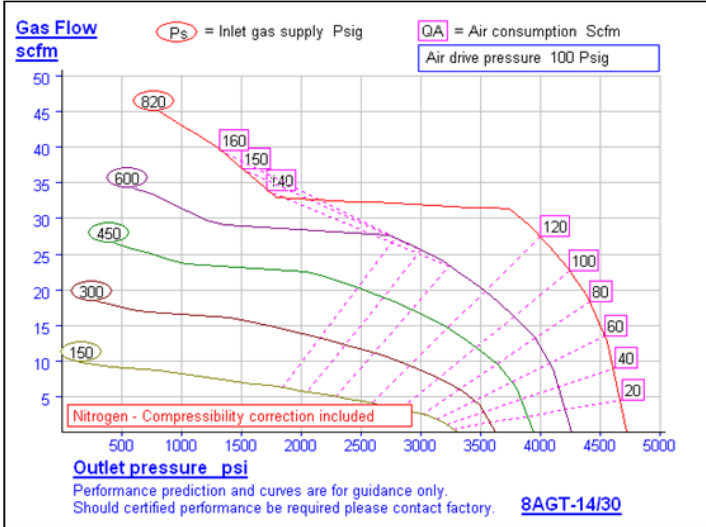
KEY FEATURES

- Mounted within stainless steel robust roll bar frame
- Includes a stainless steel control panel
- Panel is finished with color-coded engraved mimic diagram for ease of operation
- Gas safety pressure gauges, pressure controls, and isolation valves come mounted on panel
- Easy installation—Gas cooling comes from the air exhaust within the drive section
- Portable design
- Ideal for onsite pressure testing and gas transfer & pressurization

The only services required for operation are an air drive supply and a source of inert gas.

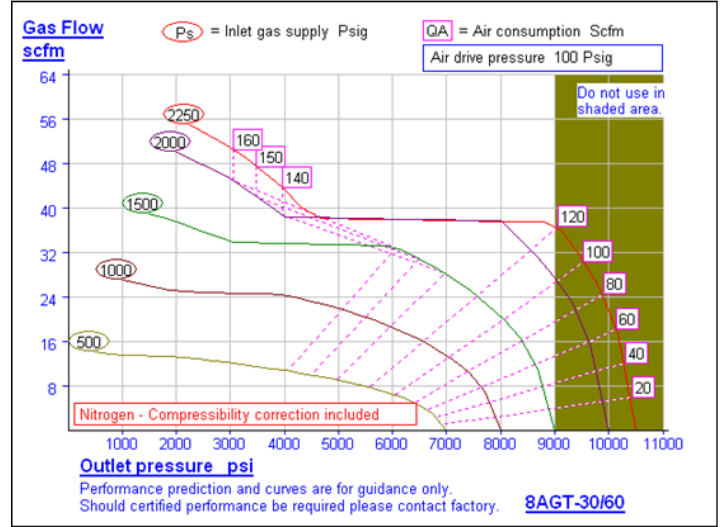
MODEL J23625

BOOSTER PERFORMANCE 8AGT-14/30



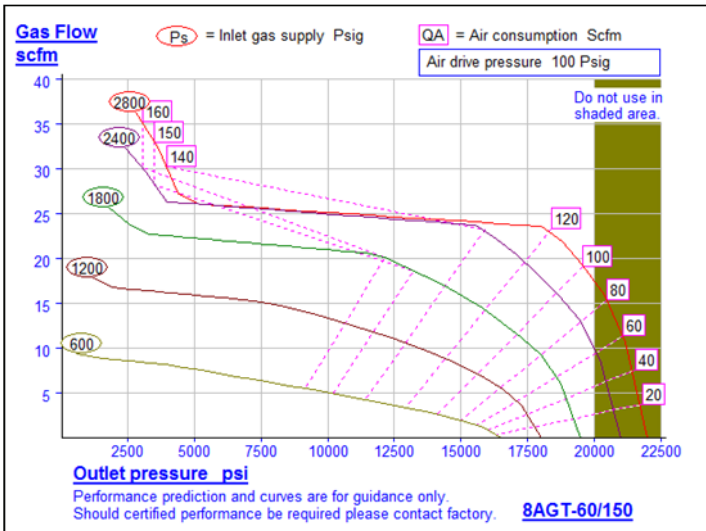
MODEL J23284

BOOSTER PERFORMANCE 8AGT-30/60



MODEL J24796

BOOSTER PERFORMANCE 8AGT-60/150



Performance curves are shown based on a 100 psi air-drive supply, higher air-drive pressure will result in higher flow capacity, just as lower air-drive pressures will result in lower flow capacity.

Metric flow capacity curves are available on request.

ATEX Certified versions available on request.

SYSTEM PARAMETERS AND CAPABILITY

MODEL	J23625	J23284	J24296
Max Gas Supply Pressure	2,900 psi (200 bar)	2,900 psi (200 bar)	2,900 psi (200 bar)
Min Gas Supply Pressure	145 psi (10 bar)	290 psi (20 bar)	435 psi (30 bar)
Max Gas outlet Pressure	5,000 psi (345 bar)	8,700 psi (600 bar)	14,500 psi (1,000 bar)
Max Air Pressure	130 psi (9 bar)	130 psi (9 bar)	130 psi (9 bar)
Inlet Air connection	3/4" BSP Female	3/4" BSP Female	3/4" BSP Female
Inlet Gas Connection	1/2" NPT Female	1/2" NPT Female	1/2" NPT Female
Outlet Gas connection	1/4" NPT Female	1/4" NPT Female	3/8"HP Female